

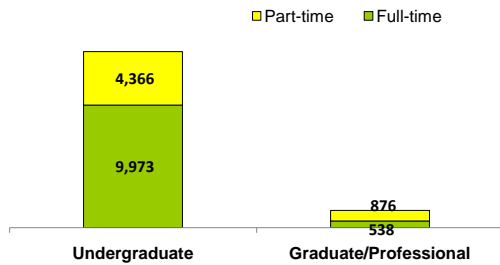


The University of Central Oklahoma is located in Edmond, a city with a population of 75,400. It is located 13 miles north of Oklahoma City. UCO serves nearly 19,000 students as the oldest institution of higher education in Oklahoma. UCO's mission is to help students learn by providing transformative educational experiences to students so that they may become productive, creative, ethical and engaged citizens and leaders serving our global community. UCO contributes to the intellectual, cultural, economic, and social advancement of the communities and individuals it serves.

Student Characteristics (Fall 2007) [More](#)

TOTAL NUMBER OF STUDENTS 15,753

Student Level and Enrollment Status



Undergraduate Success and Progress Rate [More](#)

Data used to build graph and table are not yet available

UNDERGRADUATE PROFILE

Total 14,339

Gender

Women	8,374	58%
Men	5,965	42%

Race/Ethnicity

African American / Black	1,410	10%
American Indian / Alaskan Native	771	5%
Asian / Pacific Islander	490	3%
Hispanic	567	4%
International	926	6%
White	9,295	65%
Race/Ethnicity Unknown	880	6%


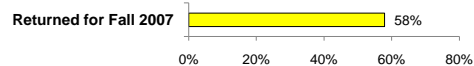
Geographic Distribution (Degree-Seeking)

Oklahoma	80%
Other US States & Territories	13%
Other Countries	6%

Age (Degree-Seeking)

Average Age	24
Percent of Undergraduates Age 25 or Older	26%

Retention of Fall 2006 First-Time, Full-time Students

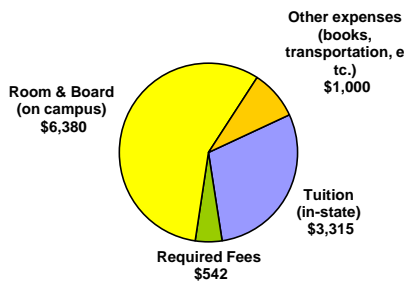


One of the strengths of U.S. higher education is the broad range of diverse institutions, each with its own distinctive mission. We encourage you to check out college web sites and visit campuses to get a more complete picture of the opportunities available to you!

Costs of Attendance and Financial Aid

[More](#)

Typical Undergraduate Costs per Year Without Financial Aid for Full-Time, In-State Students (2007-08)



Total: \$11,237

[CLICK HERE](#) for typical out-of-state costs and any discipline-specific tuition

The cost to attend varies based on the individual circumstances of students and may be reduced through grants and scholarships.

[CLICK HERE](#)
To get a cost estimate for students like you!

Financial Aid Awarded to Undergraduates (Fall 2006)

Overall Financial Aid

• 56% of Fall 2006 full-time undergraduates received financial aid of some type including need-based loans, work study, and non need-based scholarships.

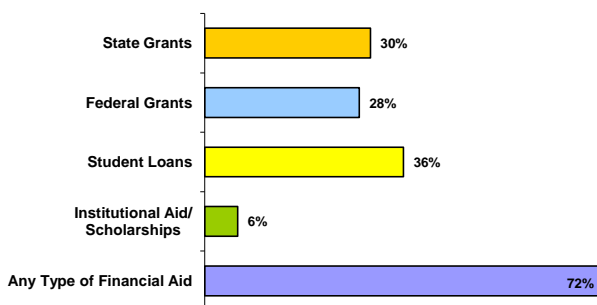
Annual Need-Based Scholarships & Grants

• 43% of Fall 2006 full-time undergraduates received need-based grants or scholarships; the average award for the year was \$6,422.

Annual Need-Based Loans

• 45% of Fall 2006 full-time undergraduates received need-based work-study and/or loans (not including parent loans); the average loan for the year was \$3,890.

Percent of Fall 2007 First-Time Students Receiving Each Type of Financial Aid

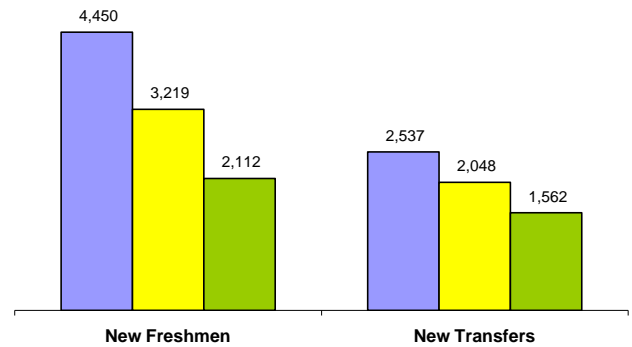


NOTE: Student may receive aid from more than one source.

Undergraduate Admissions

[More](#)

Applied Admitted Enrolled



Academic Preparation of New Freshman

Test(s) Required for Admission: ACT

Middle 50% of Test Score Range

	ACT	SAT
Composite	19-23	
Math	17-22	-
English	19-24	
Critical Reading		-

50% of admitted students have test scores within the ranges listed, 25% have scores above, and 25% have scores below.

Percent in top 25% of High School Graduating Class	34%
Percent in top 50% of High School Graduating Class	71%
Average High School GPA (4-point scale)	3.28

Degrees and Areas of Study

[More](#)

Degrees Awarded at UCO in 2006-07

Bachelor's	2,290
Master's	427
Total	2,717

Areas of Study with the Largest Number of Undergraduate Degrees Awarded in 2006-07

Business/Management/Marketing	27%
Liberal Arts/General Studies	13%
Education	10%
Communications/Journalism	9%
Social Sciences	5%
All other degree areas	36%
Total	100%

[CLICK HERE](#) for a list of undergraduate and graduate programs

The Bronchos Community

UCO's mission is to provide transformative learning experiences to its students. To accomplish this, a variety of services and programs are available to our students. Programs include the Academic Support Center, tutoring, academic advisement, Enrollment Central, Success Central, and new student orientation. Student services include counseling, a health center, pharmacy, a wellness center, and a stress clinic. With over 200 student organizations, there is something for everyone. Plenty of restaurants and shopping are available within walking distance of campus. Nearby Oklahoma City provides a zoo, riverfront, and the OKC Memorial.



Study at UCO [More](#)

Classroom Environment

Students per Faculty	22 to 1 to 1
Undergraduate classes with fewer than 30 students	63%
Undergraduate classes with fewer than 50 students	96%

Full-Time Instructional Faculty

Total Faculty	434
% Women	48%
% from Minority Groups	15%
% with Highest Degree in Field	68%

Carnegie Classification of Institutional Characteristics [More](#)

Basic Type

Master's Colleges and Universities (larger programs)

Size and Setting

Large four-year, primarily nonresidential

Enrollment Profile

Very high undergraduate

Undergraduate Profile

Medium full-time four-year, selective, higher transfer-in

Undergraduate Instructional Program

Professions plus arts & sciences, some graduate coexistence

Graduate Instructional Program

Postbaccalaureate comprehensive

Student Housing [More](#)

42% of new freshmen live on campus
12% of all undergraduates live on campus

Campus Safety [More](#)

The Department of Public Safety has at least two officers on duty at any time, 24 hours a day, 365 days a year. Each police officer is fully certified through the state police academy. Officers make arrests, cite traffic and parking violations, write criminal and traffic accident reports, and conduct criminal investigations. The crime rate of the University of Central Oklahoma is one of the lowest of any jurisdiction in the State of Oklahoma. A SafeWalk system allows anyone on campus to request an escort from their present location to their car or another building.

[CLICK HERE](#) for Campus Crime Statistics report.

Future Plans of Bachelor's Degree Recipients [More](#)

Data used to build graph are not yet available

NOTE: Institutional classifications based on the Carnegie 2005 edition.

[CLICK HERE](#) for more information on Carnegie Classifications.



Student Experiences and Perceptions

Students who are actively involved in their own learning and development are more likely to be successful in college. Colleges and universities offer students a wide variety of opportunities both inside and outside the classroom to become engaged with new ideas, people, and experiences. Institutions measure the effectiveness of these opportunities in a variety of ways to better understand what types of activities and programs students find the most helpful.

[CLICK HERE](#) for examples of how UCO evaluates the experiences of its students.

In addition, institutions participating in the VSA program measure student involvement on campus using one of four national surveys.

Results from the survey are not yet available.

--	--

Student Learning Outcomes

All colleges and universities use multiple approaches to measure student learning. Many of these are specific to particular disciplines, many are coordinated with accrediting agencies, and many are based on outcomes after students have graduated. In addition, those institutions participating in the VSA measure increases in critical thinking, analytic reasoning, and written communication using one of three tests.

Student Learning Assessment at UCO

0

[CLICK HERE](#) for examples of student learning assessment and outcomes at UCO

Pilot Project to Measure Core Learning Outcomes

Results from the pilot project using one of the three learning outcomes tests are not yet available.